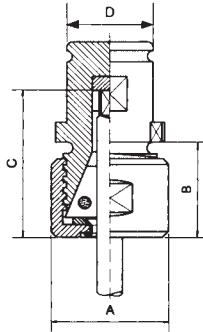


## Quick-change collet chuck adapters for rubber flex collets (RF)



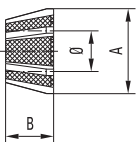
Tap holders with various or adjustable back jaws for quick change tap chucks TA and NC. Only 2 multi-range collets (RF) per type necessary to cover capacity.

### Delivery

Accessories include wrench and necessary square drives for the specified capacity. Please note that rubber flex collets are also included

Model	Order code	Tap size	Collets Rubber Flex Included	Dimensions			
				A mm	B mm	C mm	D mm
TF0	29350	M1.4–M7	21600	18.6	18.6	21.0	13
			21700				
TF1	29351	M3–M12	22100	27.4	18.6	27.0	19
			22200				
TF2	29352	M5–M18	24100	37.2	24.6	38.1	31
			24500				
TF3	29353	M10–M30	26100	54.0	31.8	50.5	48
			26200				

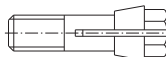
## Rubber Flex multi-range collets



Rubber Flex collets for TAPMATIC tapping attachments and chucks.

Model capacity	Order code	Capacity mm	Type	Model capacity	Order code	Capacity mm	Type
M1.4 - M7 #0 - 1/4"	21500	1.0–2.5	Extra	M5 - M18 #10 - 3/4"	24000	7.0–13.0	Extra
	21600	2.5–4.5	Standard		24100	4.5–10.0	Standard
	21700	4.5–6.5	Standard		24300	2.8–7.0	Extra
M3 - M12 #6 - 1/2"	22000	4.5–8.0	Extra		24400	1.8–4.5	Extra
	22100	3.5–6.5	Standard		24500	10.0–15.0	Standard
	22200	6.5–10.0	Standard	M10 - M30 1/2" - 1 1/8"	26100	10.0–16.0	Standard
22300	2.0–4.5	Extra	26200		16.0–23.0	Standard	

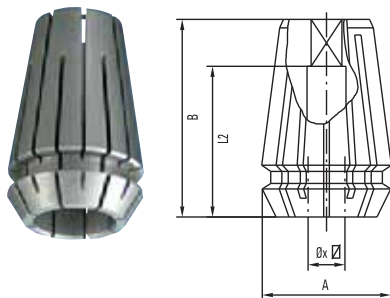
## XB collets



For TAPMATIC miniature tapping attachment model 100XB.

Model	Order code	Capacity mm	Type	Model	Order code	Capacity mm	Type
117XB1	20100	0.9–1.0	DIN 376	117XB5	20500	2.0–2.2	DIN 376
117XB2	20200	1.1–1.25	ISO	117XB6	20600	2.3–2.5	DIN 371
117XB3	20300	1.4–1.55		117XB7	20700	2.8–3.0	ISO
117XB4	20400	1.6–1.8		117XB8	20800	3.3–3.6	

All dimensions are shown in mm. 25.4mm = 1"

Steel collets ER-GB with inner square *metric sizes*

Collets to DIN 6499B with inner square for positive drive of tap square.

## ER11GB

Order code	A = 11.5 mm B = 17.0 mm	
	Shank mm	Square mm
21065	3.5	2.7
21045	4.5	3.4
GB111050	5.0	4.0
21064.9	6.0	4.9

## ER16GB

Order code	A = 17.0 mm B = 27.5 mm	
	Shank mm	Square mm
GB116040	4.0	3.15/3.2
21085	4.5	3.4
GB116050	5.0	4.0
21086	5.5	4.3
GB116055	5.5	4.5
21093	6.0	4.5
21087	6.0	4.9
21094	6.2	5.0
21090	6.3	5.0
21088	7.0	5.5
21091	7.1	5.6
21089	8.0	6.2/6.3
GB116085	8.5	6.5
21092	9.0	7.0/7.1

## ER20GB

Order code	A = 21.0 mm B = 31.5 mm	
	Shank mm	Square mm
GB120040	4.0	3.15/3.2
21077	4.5	3.4
GB120050	5.0	4.0
21078	5.5	4.3
21076	5.5	4.5
21075	6.0	4.5
21079	6.0	4.9
21143	6.2	5.0
GB120063	6.3	5.0
21080	7.0	5.5
GB120071	7.1	5.6
21081	8.0	6.2/6.3
21145	8.5	6.5
21082	9.0	7.0/7.1
21083	10.0	8.0
GB120105	10.5	8.0
GB120110	11.0	9.0
GB120112	11.2	9.0
GB120120	12.0	9.0

## ER25GB

Order code	A = 26.0 mm B = 34.0 mm	
	Shank mm	Square mm
GB125040	4.0	3.15/3.2
GB125045	4.5	3.4
GB125050	5.0	4.0
GB125053	5.5	4.3
GB125055	5.5	4.5
GB125065	6.0	4.5
GB125060	6.0	4.9
GB125062	6.2	5.0
GB125063	6.3	5.0
21153	7.0	5.5
GB125071	7.1	5.6
21154	8.0	6.2/6.3
21152	8.5	6.5
21155	9.0	7.0/7.1
21156	10.0	8.0
21151	10.5	8.0
21157	11.0	9.0
GB125112	11.2	9.0
21158	12.0	9.0
GB125125	12.5	10.0
21159	14.0	11.0/11.2
GB125150	15.0	12.0
21160	16.0	12.0

## ER32GB

Order code	A = 33.0 mm B = 40.0 mm	
	Shank mm	Square mm
GB132040	4.0	3.15/3.2
GB132045	4.5	3.4
GB132050	5.0	4.0
GB132053	5.5	4.3
GB132055	5.5	4.5
GB132065	6.0	4.5
21169	6.0	4.9
GB132062	6.2	5.0
GB132063	6.3	5.0
GB132070	7.0	5.5
GB132071	7.1	5.6
21161	8.0	6.2/6.3
21162	8.5	6.5
21163	9.0	7.0/7.1
21164	10.0	8.0
GB132105	10.5	8.0
21165	11.0	9.0
GB132112	11.2	9.0
21166	12.0	9.0
GB132125	12.5	10.0
21167	14.0	11.0/11.2
GB132150	15.0	12.0
21168	16.0	12.0
GB132170	17.0	13.0
GB132180	18.0	14.0/14.5
GB132200	20.0	16.0

## ER40GB

Order code	A = 41.0 mm B = 46.0 mm	
	Shank mm	Square mm
GB140065	6.0	4.5
GB140060	6.0	4.9
GB140062	6.2	5.0
GB140063	6.3	5.0
GB140070	7.0	5.5
GB140071	7.1	5.6
GB140080	8.0	6.2/6.3
GB140085	8.5	6.5
GB140090	9.0	7.0/7.1
GB140100	10.0	8.0
GB140105	10.5	8.0
GB140110	11.0	9.0
GB140112	11.2	9.0
21122	12.0	9.0
GB140125	12.5	10.0
21123	14.0	11.0/11.2
GB140150	15.0	12.0
21124	16.0	12.0
GB140170	17.0	13.0
21125	18.0	14.0/14.5
21126	20.0	16.0
21127	22.0	18.0

## ER50GB

Order code	A = 60.0 mm B = 52.0 mm	
	Shank mm	Square mm
21132	22.0	18.0
21133	25.0	20.0
21135	28.0	22.0
21136	32.0	24.0

Steel collets ER-GB with inner square *inch* sizes

ER11GB						
Order code	Tap size	Shank inch	Square inch	A	B	L2
21000	#0 - #6	.141	.110	.444	.708	.472
21001	#8	.168	.131	.444	.708	.551
21002	#10	.194	.152	.444	.708	.551

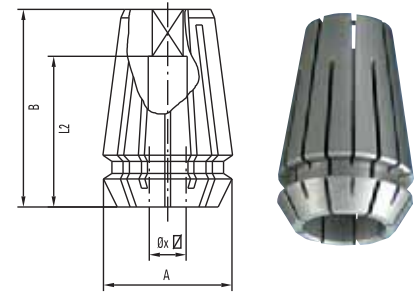
ER16GB						
Order code	Tap size	Shank inch	Square inch	A	B	L2
21004	#0 - #6	.141	.110	.629	1.083	.709
21005	#8	.168	.131	.629	1.083	.709
21006	#10	.194	.152	.629	1.083	.709
21008	#12	.220	.165	.629	1.083	.709
21010	1/4"	.225	.191	.629	1.083	.709
21012	5/16"	.318	.238	.629	1.083	.866
21014	7/16"	.323	.242	.629	1.083	.866

ER20GB						
Order code	Tap size	Shank inch	Square inch	A	B	L2
21019	#8	.168	.131	.787	1.240	.709
21020	#10	.194	.152	.787	1.240	.709
21021	#12	.220	.165	.787	1.240	.709
21022	1/4"	.255	.191	.787	1.240	.709
21023	5/16"	.318	.238	.787	1.240	.866
21024	7/16"	.323	.242	.787	1.240	.866
21025	1/2"	.367	.275	.787	1.240	.866
21026	3/8"	.381	.286	.787	1.240	.866
21027	1/16" Pipe	.3125	.234	.787	1.240	.866

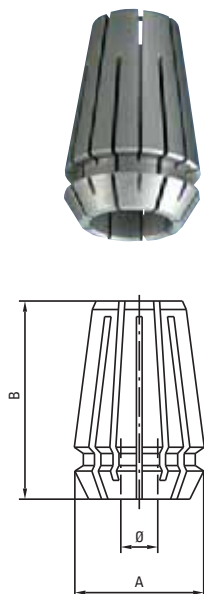
ER25GB						
Order code	Tap size	Shank inch	Square inch	A	B	L2
21029	5/16"	.318	.238	.984	1.338	.866
21030	7/16"	.323	.242	.984	1.338	.866
21032	1/2"	.367	.275	.984	1.338	.866
21034	3/8"	.381	.286	.984	1.338	.866
21036	9/16"	.429	.322	.984	1.338	.984
21038	5/8"	.480	.360	.984	1.338	.984
21040	11/16"	.542	.406	.984	1.338	.984
21043	1/4" Pipe	.562	.421	.984	1.338	.984
21044	3/4"	.590	.442	.984	1.338	.984

ER32GB						
Order code	Tap size	Shank inch	Square inch	A	B	L2
21048	5/16"	.318	.238	1.260	1.575	.866
21049	7/16"	.323	.242	1.260	1.575	.866
21052	3/8"	.381	.286	1.260	1.575	.866
21050	1/2"	.367	.275	1.260	1.575	.866
21054	9/16"	.429	.322	1.260	1.575	.984
21058	5/8"	.480	.360	1.260	1.575	.984
21060	11/16"	.542	.406	1.260	1.575	.984
21064	3/4"	.590	.442	1.260	1.575	.984
21066	13/16"	.652	.489	1.260	1.575	.984
21068	7/8"	.697	.523	1.260	1.575	.984
21056	1/8" Pipe	.437	.328	1.260	1.575	.984
21062	1/4" Pipe	.562	.421	1.260	1.575	.984
21070	1"	.800	.600	1.260	1.575	1.102

ER40GB						
Order code	Tap size	Shank inch	Square inch	A	B	L2
21104	1/2"	.367	.275	1.575	1.811	.866
21105	3/8"	.381	.286	1.575	1.811	.866
21106	9/16"	.429	.322	1.575	1.811	.984
21107	5/8"	.480	.360	1.575	1.811	.984
21108	11/16"	.542	.406	1.575	1.811	.984
21109	3/4"	.590	.442	1.575	1.811	.984
21110	13/16"	.652	.489	1.575	1.811	.984
21111	7/8"	.697	.523	1.575	1.811	.984
21112	15/16"	.760	.570	1.575	1.811	.984
21113	1"	.800	.600	1.575	1.811	1.102
21117	1 1/8"	.896	.672	1.575	1.811	1.102
21114	1/4" Pipe	.562	.421	1.575	1.811	.984
21115	3/8" Pipe	.700	.531	1.575	1.811	.984
21116	1/2" Pipe	.687	.515	1.575	1.811	.984



## Steel collets ER acc. to DIN 6499B without inner square



ER8	
A = 8.5 mm B = 12.0 mm	
Order code	Capacity Shank Ø mm
20910	1.5–1.0
20911	2.0–1.5
20912	2.5–2.0
20913	3.0–2.5
20915	3.5–3.0
20916	4.0–3.5
20918	4.5–4.0

ER11	
A = 11.5 mm B = 17.0 mm	
Order code	Capacity Shank Ø mm
20929	3.0–2.5
20930	3.5–3.0
20931	4.0–3.5
20932	4.5–4.0
20934	5.0–4.5
20933	5.5–5.0
20935	6.0–5.5
20936	6.5–6.0

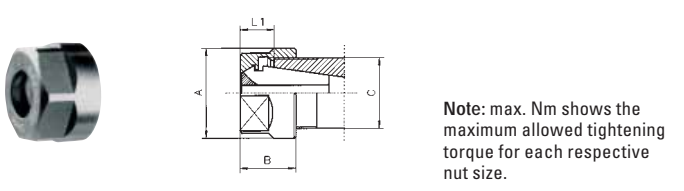
ER16	
A = 17.0 mm B = 27.5 mm	
Order code	Capacity Shank Ø mm
20940	4.0–3.0
20943	5.0–4.0
20945	6.0–5.0
20946	7.0–6.0
20949	8.0–7.0
20950	9.0–8.0
20953	10.0–9.0

ER20	
A = 21.0 mm B = 31.5 mm	
Order code	Capacity Shank Ø mm
20983	4.0–3.0
20984	5.0–4.0
20985	6.0–5.0
20977	7.0–6.0
20986	8.0–7.0
20978	9.0–8.0
20979	10.0–9.0
20980	11.0–10.0
20981	12.0–11.0
20982	13.0–12.0

ER25	
A = 26.0 mm B = 34.0 mm	
Order code	Capacity Shank Ø mm
20963	5.0–4.0
20965	7.0–6.0
20968	9.0–8.0
20969	10.0–9.0
20970	11.0–10.0
20971	12.0–11.0
20973	13.0–12.0
20974	14.0–13.0
20975	15.0–14.0
20976	16.0–15.0

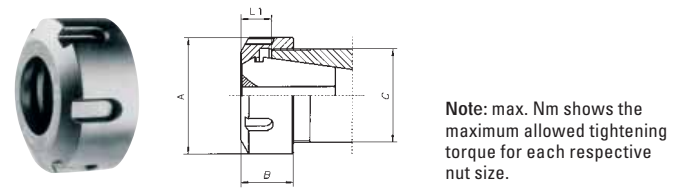
Please note that these collets *do not* include a square drive.  
For tapping we recommend the use of ERGB collets, with inner square, whenever possible.  
All dimensions are shown in mm. 25.4mm = 1"

### Clamping nuts acc. to DIN 6499 standard without internal coolant sealing



Note: max. Nm shows the maximum allowed tightening torque for each respective nut size.

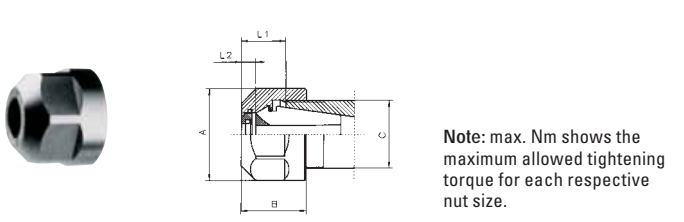
Order code	Type	A mm	B mm	max. Nm
69318	ER11	19	11.3	30
69518	ER16	28	17.5	70
70018	ER20	34	19.0	100



Note: max. Nm shows the maximum allowed tightening torque for each respective nut size.

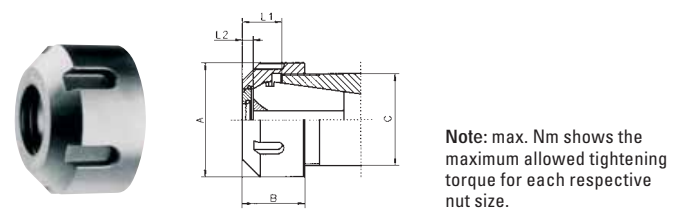
Order code	Type	A mm	B mm	max. Nm
69918	ER25	42	20.0	130
71118	ER32	50	22.5	170
71318	ER40	63	25.5	220
66018	ER50	78	35.3	300

### Clamping nuts to DIN 6499 for internal coolant system, for use with sealing disks



Note: max. Nm shows the maximum allowed tightening torque for each respective nut size.

Order code	Type	A mm	B mm	max. Nm
70116	ER16	28	22.5	70
70120	ER20	34	24.5	100



Note: max. Nm shows the maximum allowed tightening torque for each respective nut size.

Order code	Type	A mm	B mm	max. Nm
70125	ER25	42	25.0	130
70132	ER32	50	27.5	170
70140	ER40	63	30.5	220
66050	ER50	78	42.5	300

### Steel collet seals for use with coolant through steel collet models and sealing disk nuts.

Description #16 Series Seals	
Size	Catalog No.
Complete Set	70117
3-3.5mm (.118-.138)	70117-35
3.5-4mm (.138-.157)	70117-40
4-4.5mm (.157-.177)	70117-45
4.5-5mm (.177-.197)	70117-50
5-5.5mm (.197-.217)	70117-55
5.5-6mm (.217-.236)	70117-60
6-6.5mm (.236-.256)	70117-65
6.5-7mm (.256-.276)	70117-70
7-7.5mm (.276-.295)	70117-75
7.5-8mm (.295-.315)	70117-80
8-8.5mm (.315-.335)	70117-85
8.5-9mm (.335-.354)	70117-90
9-9.5mm (.354-.374)	70117-95
9.5-10mm (.374-.394)	70117-100

Description #20 Series Seals	
Size	Catalog No.
Complete Set	70121
3-3.5mm (.118-.138)	70121-35
3.5-4mm (.138-.157)	70121-40
4-4.5mm (.157-.177)	70121-45
4.5-5mm (.177-.197)	70121-50
5-5.5mm (.197-.217)	70121-55
5.5-6mm (.217-.236)	70121-60
6-6.5mm (.236-.256)	70121-65
6.5-7mm (.256-.276)	70121-70
7-7.5mm (.276-.295)	70121-75
7.5-8mm (.295-.315)	70121-80
8-8.5mm (.315-.335)	70121-85
8.5-9mm (.335-.354)	70121-90
9-9.5mm (.354-.374)	70121-95
9.5-10mm (.374-.394)	70121-100
10-10.5mm (.394-.413)	70121-105
10.5-11mm (.416-.433)	70121-110
11-11.5mm (.433-.453)	70121-115
11.5-12mm (.453-.472)	70121-120
12-12.5mm (.472-.492)	70121-125

Description #25 Series Seals	
Size	Catalog No.
Complete Set	70126
3-3.5mm (.118-.138)	70126-35
3.5-4mm (.138-.157)	70126-40
4-4.5mm (.157-.177)	70126-45
4.5-5mm (.177-.197)	70126-50
5-5.5mm (.197-.217)	70126-55
5.5-6mm (.217-.236)	70126-60
6-6.5mm (.236-.256)	70126-65
6.5-7mm (.256-.276)	70126-70
7-7.5mm (.276-.295)	70126-75
7.5-8mm (.295-.315)	70126-80
8-8.5mm (.315-.335)	70126-85
8.5-9mm (.335-.354)	70126-90
9-9.5mm (.354-.374)	70126-95
9.5-10mm (.374-.394)	70126-100
10-10.5mm (.394-.413)	70126-105
10.5-11mm (.416-.433)	70126-110
11-11.5mm (.433-.453)	70126-115
11.5-12mm (.453-.472)	70126-120
12-12.5mm (.472-.492)	70126-125
12.5-13mm (.492-.512)	70126-130
13-13.5mm (.512-.531)	70126-135
13.5-14mm (.531-.551)	70126-140
14-14.5mm (.551-.571)	70126-145
14.5-15mm (.571-.591)	70126-150
15-15.5mm (.591-.610)	70126-155
15.5-16mm (.610-.630)	70126-160

Description #32 Series Seals	
Size	Catalog No.
Complete Set	70133
3-3.5mm (.118-.138)	70133-35
3.5-4mm (.138-.157)	70133-40
4-4.5mm (.157-.177)	70133-45
4.5-5mm (.177-.197)	70133-50
5-5.5mm (.197-.217)	70133-55
5.5-6mm (.217-.236)	70133-60
6-6.5mm (.236-.256)	70133-65
6.5-7mm (.256-.276)	70133-70
7-7.5mm (.276-.295)	70133-75
7.5-8mm (.295-.315)	70133-80
8-8.5mm (.315-.335)	70133-85
8.5-9mm (.335-.354)	70133-90
9-9.5mm (.354-.374)	70133-95
9.5-10mm (.374-.394)	70133-100
10-10.5mm (.394-.413)	70133-105
10.5-11mm (.416-.433)	70133-110
11-11.5mm (.433-.453)	70133-115
11.5-12mm (.453-.472)	70133-120
12-12.5mm (.472-.492)	70133-125
12.5-13mm (.492-.512)	70133-130
13-13.5mm (.512-.531)	70133-135
13.5-14mm (.531-.551)	70133-140
14-14.5mm (.551-.571)	70133-145
14.5-15mm (.571-.591)	70133-150
15-15.5mm (.591-.610)	70133-155
15.5-16mm (.610-.630)	70133-160
16-16.5mm (.630-.650)	70133-165
16.5-17mm (.650-.670)	70133-170
17-17.5mm (.670-.690)	70133-175
17.5-18mm (.690-.710)	70133-180
18-18.5mm (.710-.730)	70133-185
18.5-19mm (.730-.748)	70133-190
19-19.5mm (.749-.767)	70133-195
19.5-20mm (.767-.787)	70133-200



Note: #40 and #50 seals also available on request

Also available, coolant flush disks for directing coolant down the tap shank. For better cooling and lubrication, longer tool life and better chip transport.

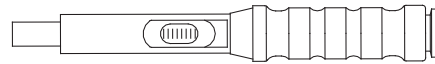


■ on request

Torque wrenches

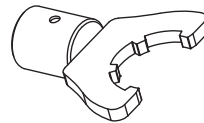


Order code	Model
84.600.00	Power-Collet Torque wrench incl. case, no inserts
84.620.16	ER 16 insert
84.620.25	ER 25 insert
84.620.32	ER 32 insert

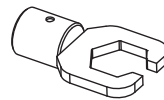


Order code	Model
7150.02025	Torco-Fix 0
7150.05050	Torco-Fix I
7150.20200	Torco-Fix II
7150.60300	Torco-Fix III
7159.09000	TSD 0.9

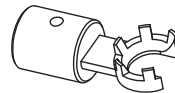
Clip-on wrenches for torque wrench



Order code	Model
7151.16000	A-E 16
7151.20000	A-E 20
7151.25000	A-E 25
7151.32000	A-E 32
7151.40000	A-E 40
7151.50000	A-E 50



Order code	Model
7152.11010	A-E 11 P
7152.16010	A-E 16 P
7152.20010	A-E 20 P



Order code	Model
7153.08000	A-E 8 M
7153.11000	A-E 11 M
7153.16000	A-E 16 M
7153.20000	A-E 20 M
7153.25000	A-E 25 M

Mounting device



For easy and controlled tightening of nuts for collet chuck holders, without damaging the tool.

Order code	Length mm
28SFT132	132
28SFT240	240

Quill Mount Torque Bars – clamp around quill of machine



Order code	diameter	Capacity
V-Typ		
29099	38–60 mm 1 1/2"–2 3/8"	M16 1/2"
290991	60–114 mm 2 3/8"–4 1/2"	M18 3/4"

Always mount a torque bar to hold the tapping attachment's stop arm from rotating. The stop arm should not be installed permanently, not under any circumstances be held by hand or fastened with wire. The torque bar must be mounted securely to the table or quill of your machine. The torque bar installation must be stronger than the largest tap in the capacity range of your tapping attachment. Please order Tapmatic torque bars shown.

Table Mount Torque Bars – mount to the «T» slots of table

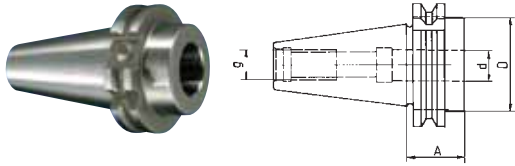


Order code	Tap capacity
29096	M33 1 3/4"



Order code	Tap capacity
29097	M18 3/4"

NC shanks DIN 69871A/D and CAT

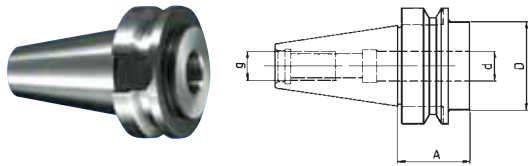


Order code DIN 69871	Shank	Bore d mm	Dimensions mm			Weight kg
			D	A	g	
S-241	SK40	20	45	35	M16	0.9
S-242	SK40	25	45	35	M16	0.8
S-244	SK40	40	90	120	M16	2.6
S-251	SK50	20	72	35	M24	2.9
S-252	SK50	25	72	35	M24	2.8
S-254	SK50	40	90	100	M24	4.9

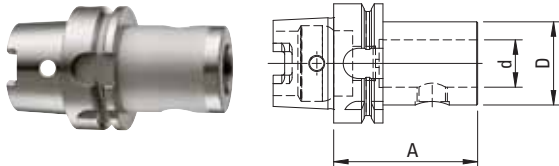
Order code CAT	Shank	Bore d mm	Dimension			Weight kg
			D	A	g	
23951	CAT40	1"	1.75"	1.38"	5/8"-11	0.7
23947	CAT40	25mm	45mm	35mm	5/8"-11	0.7
23954	CAT45	1"	2.25"	1.38"	3/4"-10	1.6
23953	CAT50	1"	2.75"	1.38"	1"-8	2.7
23948	CAT50	25mm	70mm	35mm	1"-8	2.7
23957	CAT50	1 1/2"	2.75"	2.00"	1"-8	2.7
23964	CAT50	40mm	70mm	75mm	1"-8	4.9

NC shanks MAS-BT



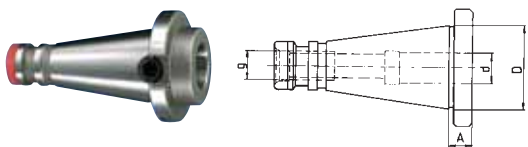
Order code BT	Arbors	Bore d	Dimensions mm			Weight kg
			D	A	g	
23949	BT30	1"	1.81"	1.50"	M12	0.4
23958	BT35	1"	1.50"	1.38"	M16	0.4
23943	BT40	25mm	45mm	35mm	M16	0.8
23952	BT40	1"	1.75"	1.38"	M16	0.8
23955	BT50	1"	2.75"	1.88"	M24	3.6
23945	BT50	25mm	70mm	48mm	M24	3.6
S-354	BT50	40mm	90mm	110mm	M24	5.3

Modular NC shanks HSK-A



Order code	Shank HSK-A	Bore d mm	Dimensions mm			Weight kg
			D	A	g	
S-451	HSK50	25	44	76	0.8	
S-461	HSK63	25	44	76	1.0	
S-463	HSK63A	40	72	120	2.6	
S-481	HSK80	25	65	100	2.7	
S-411	HSK100	25	65	100	3.5	
S-413	HSK100A	40	80	105	4.7	

NC shanks DIN 2080 and NMTB



Order code DIN 2080	Shank	Bore d mm	Dimensions mm			Weight kg
			D	A	g	
S-141	SK40	20	44	24	M16	0.7
S-142	SK40	25	44	24	M16	0.6
S-151	SK50	20	65	34	M24	2.5
S-152	SK50	25	65	34	M24	2.4

Order code NMTB	Shank	Bore d	Dimensions			Weight kg
			D	A	g	
23950	NMTB40	1"	1.75"	.039"	5/8"-11	0.5

NMTB with threaded mount



Order code	NMTB	Thread
23050	NMTB-30	1/2-20
24050	NMTB-40	1/2-20
23087	NMTB-30	7/8-20
24087	NMTB-40	7/8-20
23015	NMTB-30	1 1/2-18
24015	NMTB-40	1 1/2-18
25015	NMTB-50	1 1/2-18
29106	NMTB-50	2 1/4-10

Reducing sleeve

Order code	Outside Ø	Inside Ø
23921	1"	3/4"

R8 arbors to Jacobs taper



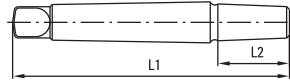
Order code	R8	Jacobs Taper
20833	R-8 Bridgeport	#33 J.T.
20803	R-8 Bridgeport	#3 J.T.
20804	R-8 Bridgeport	#4 J.T.

R8 arbors with threaded mount



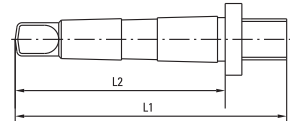
Order code	R8	Thread
20887	R-8 Bridgeport	7/8"-20
20815	R-8 Bridgeport	1 1/2"-18

Morse taper arbors to JACOBS taper



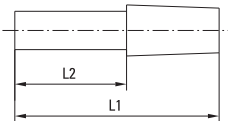
Order code	Morse taper	JACOBS taper	Length mm	
			L1	L2
20101	MT1	1	86	18
20133	MT1	33	96	26
20206	MT2	6	96	26
20201	MT2	1	103	18
20233	MT2	33	111	26
20203	MT2	3	117	32
20306	MT3	6	117	43
20301	MT3	1	122	18
20333	MT3	33	130	26
20303	MT3	3	136	32
20304	MT3	4	147	43
20433	MT4	33	157	26
20403	MT4	3	162	32
20404	MT4	4	173	43
20504	MT5	4	205	43

Morse taper arbors with threaded mount



Order code	Morse taper	Thread	Length mm	
			L1	L2
20150	MT1	1/2-20	87	65.5
20250	MT2	1/2-20	103	80
20287	MT2	7/8-20	100	80
20387	MT3	7/8-20	116	99
20315	MT3	1 1/2-18	118	99
20487	MT4	7/8-20	142	124
20415	MT4	1 1/2-18	118	99
20515	MT5	1 1/2-18		
29104	MT5	2 1/4-10		
29105	MT6	2 1/4-10		

Straight shank arbors to JACOBS taper



Order code	Straight shank Ø mm	JACOBS taper	Length mm	
			L1	L2
8-33	8	33	64	37
10-33	10	33	64	35
12-33	12	33	64	35
16-33	16	33	64	35
20-33	20	33	64	33
Order code	Straight shank Ø inch	JACOBS taper		
25001	1/2"	1		
25006	1/2"	6		
25033	1/2"	33		
25003	1/2"	3		
26233	5/8"	33		
26203	5/8"	3		
27533	3/4"	33		
27503	3/4"	3		
20003	1"	3		

Straight shank arbors with threaded mount



Order code	Straight shank Ø inch	Thread
25037	1/2" S.S.	3/8-24
25087	1/2" S.S.	7/8-20
26287	5/8" S.S.	7/8-20
27587	3/4" S.S.	7/8-20
28787	7/8" S.S.	7/8-20
20087	1" S.S.	7/8-20
20015	1" S.S.	1 1/2-18