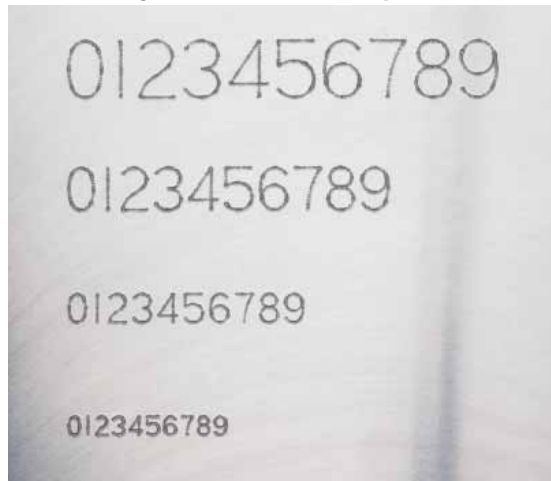


## Dot Peen Marking tool for CNC marking



*Here are just a few examples...*



Character heights shown from 6 mm to 2 mm, using standard engraving software.



Marking time 9 seconds on 1995 VMC 40 Machine.

### ***Tapmatic Is Pleased To Introduce An Exciting New Product.... The TAPMATIC TapWriter.***

The TapWriter allows you to mark your work piece while you are machining it without the need for a secondary marking operation. Part numbers, date codes and even logos can easily be created with this unique dot marking tool.

Installs easily on Machining Centers or CNC lathes with Live Tooling.

It utilizes standard engraving software, but unlike engraving, dot-peen marking does not require the use of delicate cutting tools and high speed spindles.

You can mark soft plastics or steel as hard as 55 RC.

The durable carbide stylus is thrown against the work piece which allows the marking of uneven or round surfaces.

The TapWriter is *Fast*. Up to 80 characters per minute or more just depending on the capabilities of your machine.

Dot peen marking is widely used in the aerospace industry because the cross section of the dot has gentle curves, resulting in no significant stress concentration.

With the TapWriter you have complete control of the mark. The revolutions per minute determines the dots per minute, and the velocity of the carbide stylus when it impacts the work piece. The feed rate controls the distance between dots allowing you to select the appearance of discrete dots or a continuous line.



Mark logos using standard CAD/CAM software for the tool path.

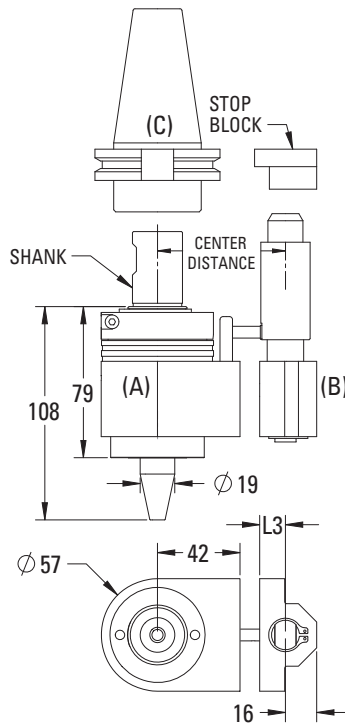
- **Eliminates extra operations**
- **Faster than engraving**
- **Long tool life with replaceable carbide stylus**
- **Mark hard or soft materials**
- **Mark round or uneven surfaces**
- **Simple to install and program**



**How to Order**

The TapWriter® adapts to machining centers with automatic change, using a locking stop arm, similar to those used with self reversing tapping attachments. Select the installation method you prefer as shown below. Please select the TapWriter® (A), stop arm (B), and CAT, SK, or BT shank (C), to fit your machine. Please order accessories like torque bars, ready made stop arms and stop blocks separately.

**TapWriter® with Stop Arm Bar and Stop Block Installation**



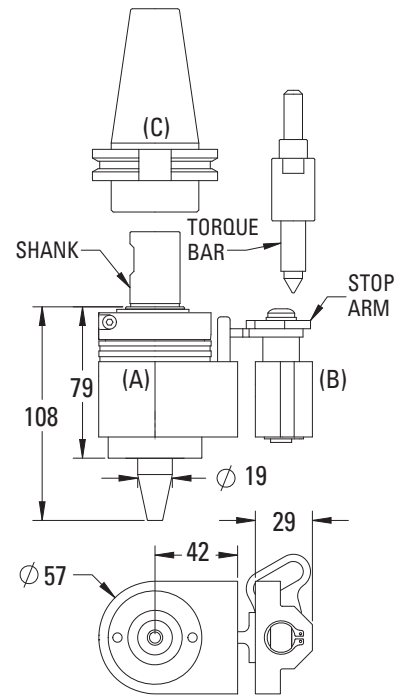
**(A) TapWriter® CNC Dot Peen Marking Tool**

Model	Order code	Shank	Weight kg
TAPWRITER	57820	20 mm	1.7
	57825	25 mm	
	57810	1"	

**(B) Stop Arm Assembly**

Center Distance (42+L3)	Order code	L3
55	392555	13
65	392565	23
80	392580	38

**TapWriter® with Stop Arm Plate and Torque Bar Installation**




**(A) TapWriter® CNC Dot Peen Marking Tool**

Model	Order code	Shank	Weight kg
TAPWRITER	57820	20 mm	1.7
	57825	25 mm	
	57810	1"	

**(B) Stop Arm Plate Assembly 392552**

Please note a blank stop arm which can be modified is included. Please see torque bars on Pg. 55.



## CNC Marking Heads for use with standard type or custom stamps

## Tapmatic MH Series Marking Heads



Eliminate the need for expensive secondary marking operations. The Marking Head allows you to mark the work piece during the machining process.

Simple to install on Machining Centers, CNC lathes or even manually controlled conventional machines. Compact in size, they fit easily in the tool magazine or turret without interference.

With the Marking Head, no rotation is required. Simply advance the head against the work piece a short distance to charge the internal impact system and rapid feed away.

The impact force and marking depth can be adjusted by turning the knurled sleeve.

The Marking Heads shock absorption system cushions any recoil effect on the machine spindle or turret.

With the Marking Head you can hold standard type or custom made stamps. Mark part numbers, date codes, batch codes, logos or other information.

The marking location and depth are accurate and consistent.

Characters and stamps are securely held and can be changed quickly.

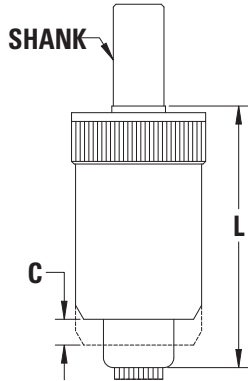
The Marking Head is fast. Stamping the work piece takes less than one second.



## CNC Marking Heads for use with standard type or custom stamps

### How to Order

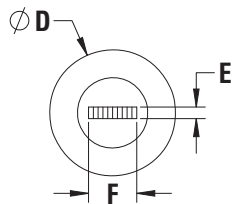
Please select the Marking Head with the shank to fit your application. Please order accessories like standard type or custom stamps separately. Please note the Marking Head accepts standard type directly or you can use one of the separate Type Holders for quick replacement of characters and fast change over.



### MH Marking Heads

Model	Order code	Shank	E	F	D	L	Stroke C	Weight kg
MH 1/2	575020TH	20 mm	6.4	24.5	62	128	12	1.6
	575025TH	25 mm						
	575075TH	3/4"						
	575010TH	1"						
	575003TH	No.3 Morse						
MH 3/4	577525TH	25mm	6.4	40	86	172	18	3.4
	577510TH	1"						

**Note:** The impact force of each marking head may be adjusted by turning its knurled sleeve. For softer materials like plastic we also have the ability to deliver a Marking Head with lighter springs. Please just let us know the details about your specific application for a recommendation.



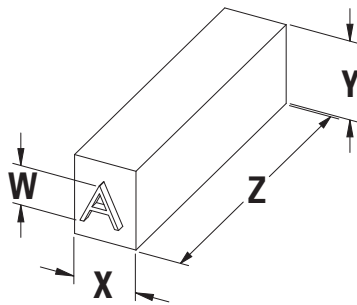
### Standard Type Dimensions

W	X	Y	Z	Order code 26 Letters	Order code 10 Numbers	Order code Blank Spacer
1	1.6	6.4	22.2	5707111006	5707101000	5707014002
1.5	1.6	6.4	22.2	5707112009	5707102003	5707014002
2	2	6.4	22.2	5707113001	5707103006	5707015005
2.5	2.4	6.4	22.2	5707114004	5707104009	5707016008
3	3.2	6.4	22.2	5707115007	5707105001	5707017000
4	4	6.4	22.2	5707120001	5707118008	5707021008
5	4.8	6.4	22.2	5707117002	5707106004	5707018003
6	6.5	9.5	19	5707950 *	5707951 *	5707952 *

**Note:** To order individual letters or numbers please use the set order code shown above followed by the desired character.

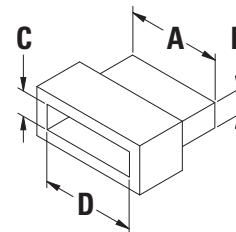
FOR EXAMPLE: "5707111006D" for the letter D character with height of 1mm.

\* Only for use with type holder 5775THILG



### Type Holders for fast change over

Model	Order code	A	B	C	D
MH 1/2	5750THI	24	6.35	6.4	24
MH 3/4	5775THI	40	6.35	6.4	40
MH 3/4	5775THILG	40	6.35	9.6	40



### Custom Stamps Available on Request

**Note:** Tapmatic can also supply custom stamps to fit the Marking Heads. Please let us know the details of your application and we will be pleased to provide a proposal drawing and quote.